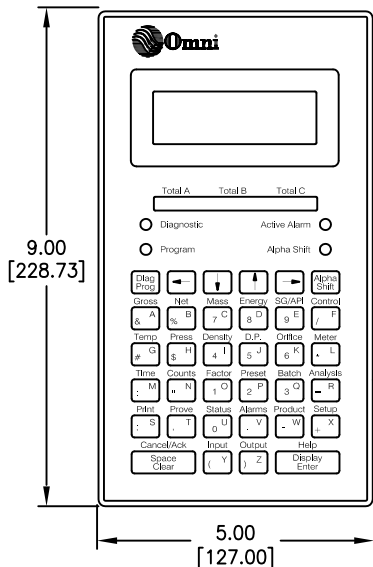
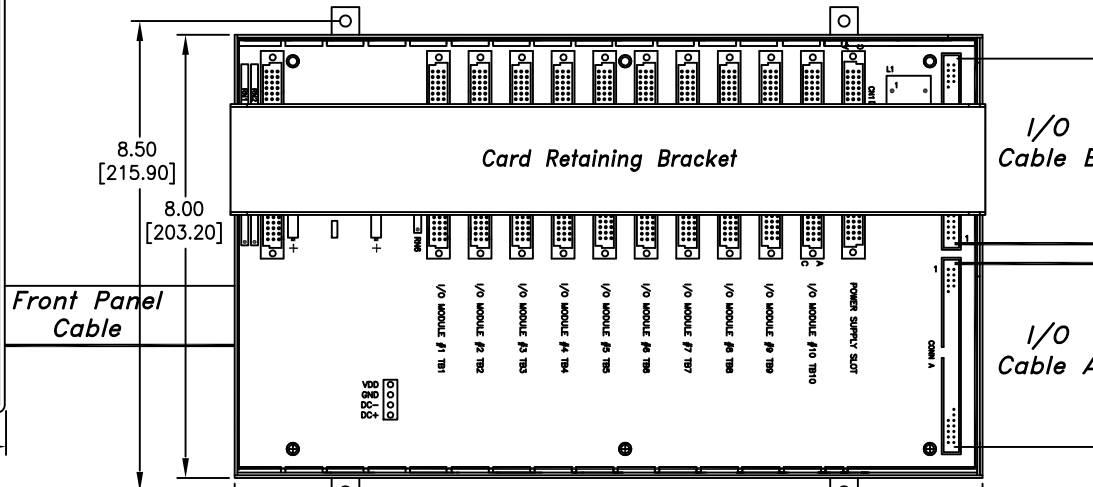


NEMA 6000 Chassis Dimensions

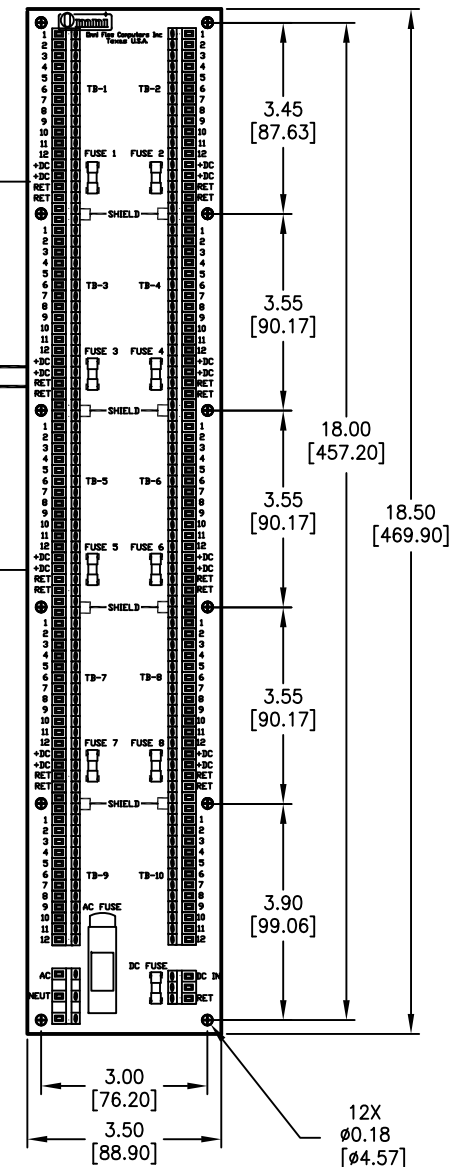
Front Panel



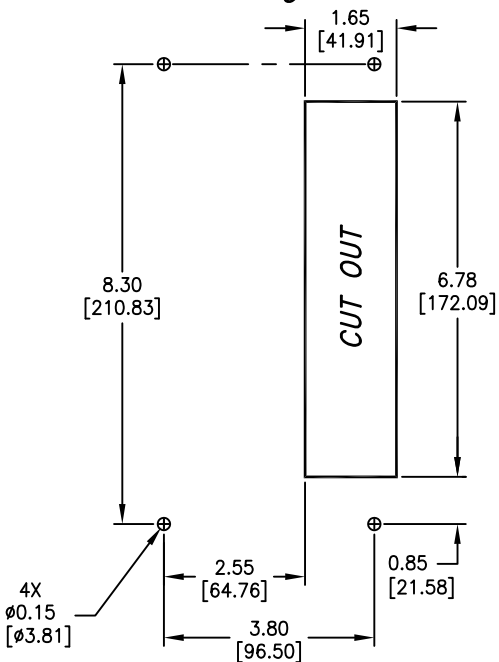
NEMA 6000 Chassis



Ext Back Pnl



Front Panel Mounting Holes



INSTALLATION NOTES:

1. MOUNT FRONT PANEL TO METAL SURFACE.
2. MOUNT CHASSIS AND EXTENDED BACK PANEL TO BONDED METAL SURFACE.
3. BONDED METAL SURFACE SHALL BE PROVIDED WITH SAFETY EARTH PATH.
4. ATTACH FERRITE CLAMPS (PROVIDED) TO EACH 64 CONDUCTOR I/O CABLE.
5. FRONT CABLE LENGTH: 12in.[30.5cm] TO 24in.[61cm] MAXIMUM.
6. 64 CONDUCTOR I/O CABLE 5ft.[152cm] STANDARD TO 15ft.[457cm] MAXIMUM.
7. EXTENDED BACK PANEL MOUNTING KIT: 70000031
8. NEMA CHASSIS MOUNTING KIT: 70000033
9. FRONT PANEL MOUNTING KIT: 70000034

DIMENSION NOTES:

1. FRONT PANEL HEIGHT: 1in.[30.5mm].
2. CHASSIS HEIGHT, INCLUDING BRACKET AND SPACERS: 5.2in.[132mm].
3. EXTENDED BACK PANEL HEIGHT, INCLUDING SPACERS: 2.5in.[64mm].
4. DIMENSIONS SHOWN IN INCHES AND [MILLIMETERS].

